


# SUB-TILLER (THREE-POINT MOUNTED)



3.00 m Sub-Tiller rigid with 5 tines, V-Profile Roller and hydr. auto release system.






5.00 m Sub-Tiller with V-Profile rings and hydraulic automatic stone protection.



4.00 m with hydr. fold., 7 tines, V-Profile Roller and Quick-Push stone protection.

- Strong frame construction, 180x260x8 mm sectional tubes.
- Good clearance with a frame height of 820 mm.
- Safe parking by support of the roller being placed in minimum working depth.
- Hydraulic automatic or "Quick-Push" stone protection.
- Hydraulic depth control via the roller from 0 mm to max 600 mm.
- Infinitely variable tine spacing, depending on the models and number of tines.
- Tine height under the frame 820 mm.
- Max. working depth 600 mm.
- Cat. 3/4 pins, locking pins and Cat. 3 distance.

## MACHINES

Work Width, m	Type	Stone Protection	No. of Tines	Row Spacing, cm	Power Req., HP	Max HP			
							Square Tube Roller Ø550 mm	V-Profile Roller Ø600 mm	Star Roller Ø450/500 mm
							Item Number	Item Number	Item Number
2.00	Rigid	Quick-Push	<sup>1*</sup> 2	150	60-80	250	64502-02	64502-14	64504-60
2.00	Rigid	Quick-Push	<sup>1*</sup> 3	67	90-120	250	64502-06	64502-10	64504-61
2.00	Rigid	Hydr.auto.	<sup>1*</sup> 2	150	60-80	250	64502-04	64502-16	64504-62
2.00	Rigid	Hydr.auto.	<sup>1*</sup> 3	67	90-120	250	64502-08	64502-12	64504-63
2.50	Rigid	Quick-Push	<sup>1*</sup> 2	180	60-80	350	64501-01	64503-01	64504-01
2.50	Rigid	Quick-Push	<sup>1*</sup> 3	90	90-120	350	64501-02	64503-02	64504-02
2.50	Rigid	Hydr.auto.	<sup>1*</sup> 2	180	60-80	350	64501-06	64503-06	64504-06
2.50	Rigid	Hydr.auto.	<sup>1*</sup> 3	90	90-120	350	64501-07	64503-07	64504-07
3.00	Rigid	Quick-Push	<sup>1*</sup> 2	200	60-80	350	64501-11	64503-11	64504-11
3.00	Rigid	Quick-Push	<sup>1*</sup> 3	100	90-120	350	64501-12	64503-12	64504-12
3.00	Rigid	Quick-Push	<sup>1*</sup> 5	60	135-200	350	64501-13	64503-13	64504-13
3.00	Rigid	Hydr.auto.	<sup>1*</sup> 2	200	60-80	350	64501-16	64503-16	64504-16
3.00	Rigid	Hydr.auto.	<sup>1*</sup> 3	100	90-120	350	64501-17	64503-17	64504-17
3.00	Rigid	Hydr.auto.	<sup>1*</sup> 5	60	135-200	350	64501-18	64503-18	64504-18
3.50	Rigid	Quick-Push	<sup>1*</sup> 5	65	140-200	350	64501-20	64503-20	64504-20
3.50	Rigid	Quick-Push	<sup>1*</sup> 7	50	190-280	350	64501-21	64503-21	64504-21
3.50	Rigid	Hydr.auto.	<sup>1*</sup> 5	65	140-200	350	64501-26	64503-26	64504-26
3.50	Rigid	Hydr.auto.	<sup>1*</sup> 7	50	190-280	350	64501-27	64503-27	64504-27
4.00	Rigid	Quick-Push	<sup>1*</sup> 7	57	200-280	350	64501-30	64503-30	64504-30
4.00	Rigid	Hydr.auto.	<sup>1*</sup> 7	57	200-280	350	64501-36	64503-36	64504-36
4.00	Foldable	Quick-Push	<sup>2*</sup> 7	57	200-280	450	64501-40	64503-40	64504-40
4.00	Foldable	Hydr.auto.	<sup>2*</sup> 7	57	200-280	450	64501-46	64503-46	64504-46
5.00	Foldable	Quick-Push	<sup>2*</sup> 9	55.5	260-360	450	64501-51	64503-51	64504-51
5.00	Foldable	Hydr.auto.	<sup>2*</sup> 9	55.5	260-360	450	64501-57	64503-57	64504-57

<sup>1\*</sup> Requires 1 double-acting oil outlet  
<sup>2\*</sup> Requires 2 double-acting oil outlets

IMPORTANT: If a change of stated row spacing is wanted, please inform when placing an order.

## MACHINES (CONTINUED)



Work Width, m	Type	Stone Protection	No. of Tines	Total Tine Spacing between Outer Tines, cm	Transport Width, m	Weight, kg		
						Square Tube Roller Ø550 mm	V-Profile Roller Ø600 mm	Star Roller Ø450/500 mm
2.00	Rigid	Quick-Push <sup>1*</sup>	2	145	2.00	815	1,165	1,255
2.00	Rigid	Quick-Push <sup>1*</sup>	3	145	2.00	900	1,250	1,340
2.00	Rigid	Hydr.auto. <sup>1*</sup>	2	145	2.00	885	1,235	1,325
2.00	Rigid	Hydr.auto. <sup>1*</sup>	3	145	2.00	1,005	1,355	1,445
2.50	Rigid	Quick-Push <sup>1*</sup>	2	195	2.50	900	1,415	1,470
2.50	Rigid	Quick-Push <sup>1*</sup>	3	195	2.50	985	1,500	1,555
2.50	Rigid	Hydr.auto. <sup>1*</sup>	2	195	2.50	970	1,485	2,055
2.50	Rigid	Hydr.auto. <sup>1*</sup>	3	195	2.50	1,090	1,605	1,660
3.00	Rigid	Quick-Push <sup>1*</sup>	2	245	3.00	975	1,595	1,685
3.00	Rigid	Quick-Push <sup>1*</sup>	3	245	3.00	1,060	1,680	1,770
3.00	Rigid	Quick-Push <sup>1*</sup>	5	245	3.00	1,230	1,850	1,940
3.00	Rigid	Hydr.auto. <sup>1*</sup>	2	245	3.00	1,050	1,665	1,760
3.00	Rigid	Hydr.auto. <sup>1*</sup>	3	245	3.00	1,170	1,785	1,880
3.00	Rigid	Hydr.auto. <sup>1*</sup>	5	245	3.00	1,410	2,025	2,120
3.50	Rigid	Quick-Push <sup>1*</sup>	5	295	3.50	1,310	2,030	2,150
3.50	Rigid	Quick-Push <sup>1*</sup>	7	295	3.50	1,480	2,200	2,320
3.50	Rigid	Hydr.auto. <sup>1*</sup>	5	295	3.50	1,490	2,210	2,330
3.50	Rigid	Hydr.auto. <sup>1*</sup>	7	295	3.50	1,720	2,440	2,560
4.00	Rigid	Quick-Push <sup>1*</sup>	7	345	4.00	1,560	2,380	2,530
4.00	Rigid	Hydr.auto. <sup>1*</sup>	7	345	4.00	1,640	2,620	2,610
4.00	Foldable	Quick-Push <sup>2*</sup>	7	345	2.43	1,910	2,730	2,880
4.00	Foldable	Hydr.auto. <sup>2*</sup>	7	345	2.43	1,990	2,970	2,960
5.00	Foldable	Quick-Push <sup>2*</sup>	9	445	2.43	2,240	3,260	3,470
5.00	Foldable	Hydr.auto. <sup>2*</sup>	9	445	2.43	2,390	3,690	3,620

<sup>1\*</sup>Requires 1 double-acting oil outlet  
<sup>2\*</sup>Requires 2 double-acting oil outlets

**IMPORTANT:** If a change of stated row spacing is wanted, please inform when placing an order.

## STANDARD EQUIPMENT

- For Quick-Push stone protection: 8 steps per bolt.
- Hydr. depth control via the roller.
- Points w/200mm wing shares, mounted on 25mm tine.
- Scraper between the V-Profile rings.

## EXTRA EQUIPMENT

Description	Weight, kg	Item Number
LED lights complete w/wire and socket, mounted on rigid models	3	64509-01
LED lights complete w/wire and socket, mounted on hydraulic models (for machines without a mounting set for Multi-Seeder)	3	64509-03
LED lights complete w/wire and socket, for hydraulic models with mounting set for Multi-Seeder (provided that the machine is mounted with a mounting set for Multi-Seeder)	3	64509-02
Set of reflective warning boards (2 pieces)	8	67055-74
Points with 120 mm wing shares (Price reduction per tine)	-	645000043A
Points 120 mm with hard metal plate (Additional price per tine)	-	645000043TA
Points with 350 mm wing shares (Additional price per tine)	-	645000063A
Points 200 mm with hard metal plate (Additional price per tine)	-	645000044TA
Points with 200 mm wing shares, Longlife, with hard metal (Additional price per tine)	-	645000044HDA
Easy-Draft kit. 15 mm tine w/120 mm wear point w/hard metal plate. Max working depth: 300 mm. Quick-Push stone protection (Additional price per tine)	-	64509-12
Easy-Draft kit. 15 mm tine w/120 mm wear point w/hard metal plate. Max working depth: 300 mm. Quick-Push stone protection (Retrofitting per tine)	90	64509-16
Easy-Draft kit. 15 mm tine w/120 mm wear point w/hard metal plate. Max working depth: 300 mm. Hydraulic auto release (Additional price per tine)	-	64509-09
Easy-Draft kit. 15 mm tine w/120 mm wear point w/hard metal plate. Max working depth: 300 mm. Hydraulic auto release (Retrofitting per tine)	125	64509-17
120 mm wear point for Easy-Draft, with hard metal plate in center + wings (Additional price per tine)	-	645000056TA
200 mm wear point for Easy-Draft, with hard metal plate in center (Additional price per tine)	-	645000054A
200 mm wear point for Easy-Draft, with hard metal plate in center + wings (Additional price per tine)	-	645000054TA
Cat.II pins for three point mounting (Additional price)	-	64509-38
Tine for retrofitting cpl., Quick-Push stone protection, left	85	64509-10
Tine for retrofitting cpl., Quick-Push stone protection, right+centre	85	64509-11
Tine for retrofitting complete, hydr. stone protection, left	121	64509-14
Tine for retrofitting complete, hydr. stone protection, right+centre	121	64509-15
Disc Ø470mm in front of tine, stone protected via rubber suspension, bearings without maintenance, not possible for foldable models. <b>(not for retrofitting)</b> (Price per tine)	<sup>1</sup> 23	64509-31
Frame for discs for 3.0 m. models (excl. Ø470 mm discs).	67	64509-85
Frame for discs for 3.5 m. models (excl. Ø470 mm discs).	67	64509-87
Frame for discs for 4.0 m. models - not for foldable models (excl. Ø470 mm discs) (Not possible on 4.00 and 5.00 m foldable).	67	64509-89
Torpedo-drain kit, for tine with Quick-Push. <b>Factory-mounted.</b> (Additional price per tine)	-	64508-95
Torpedo drain kit, for tine with hydraulic automatic release. <b>Factory-mounted.</b> (Additional price per tine)	-	64508-96

<sup>1</sup>Sub-Tiller is extended 550 mm, to make space for disc in front of tine and thus bigger lifting requirement.

### RECOMMENDED FOR EXTREME CONDITIONS

Description	Weight, kg	Item Number
Tine reinforcement, hard metal 60x25x15 mm incl. factory fitting on new tine. Recommended when tilling > 350 mm. <b>Omittable for item numbers 645000044T / 645000043T.</b> (Additional price per tine)	-	645000085
Tine reinforcement, hard metal 60x15x15 mm incl. factory-mounting on new tine. <b>Only applied for Easy-Draft</b> (Additional price per tine)	-	645000083
Reinforcement of the main frame. Recommended for extreme conditions (stones and cliffs). Cannot be used in combination with discs. Not possible for foldable models.	58	64509-32
Extra accumulation tank <b>(Standard 2 pcs. included)</b> (Price per unit)	9	64509-04
Return circuit from release system. Recommended for difficult, rocky, extreme conditions. (Price per tine)	-	64509-54



Frame for roller coulters with roller coulters Ø470 mm.





Sub-Tiller with Multi-Seeder 1,150 L.



# SUB-TILLER (TRAILED)



- Optimal clearance with a frame height of 820 mm.
- Strong frame construction, 180x260x8 mm sectional tubes.
- Hydr. depth control via the roller from 0 mm to max 600 mm.
- Hydraulic automatic or "Quick-Push" stone protection.
- Infinitely variable tine spacing, depending on the models and number of tines.
- Tine height under the frame 820 mm.
- Max. working depth 600 mm.

## MACHINES

Work Width, m	Type	Stone Protection	No. of Tines	Row Spacing, cm	Power Req., HP	Max HP		
							V-Profile Roller Ø600 mm	V-Profile Roller Ø700 mm
							Item Number	Item Number
4.00	Foldable	Quick-Push <sup>1*</sup>	7	57	220-320	600	64500-00	64500-03
4.00	Foldable	Hydr. auto. <sup>1*</sup>	7	57	220-320	600	64500-02	64500-04
5.00	Foldable	Quick-Push <sup>1*</sup>	9	55.5	260-360	650	64500-07	64500-09
5.00	Foldable	Hydr. auto. <sup>1*</sup>	9	55.5	260-360	650	64500-08	64500-10
6.00	Foldable	Quick-Push <sup>1*</sup>	11	54.5	300-500	650	64500-12	64500-14
6.00	Foldable	Hydr. auto. <sup>1*</sup>	11	54.5	300-500	650	64500-13	64500-15
7.00	Foldable	Quick-Push <sup>1*</sup>	13	53.8	400-600	650	64500-16	64500-18
7.00	Foldable	Hydr. auto. <sup>1*</sup>	13	53.8	400-600	650	64500-17	64500-19


Work Width, m	Type	Stone Protection	No. of Tines	Row Spacing, cm	Transport Width, m		
						V-Profile Roller Ø600 mm	V-Profile Roller Ø700 mm
						Weight, kg	Weight, kg
4.00	Foldable	Quick-Push <sup>1*</sup>	7	57	2.43	5,200	5,600
4.00	Foldable	Hydr. auto. <sup>1*</sup>	7	57	2.43	5,200	6,000
5.00	Foldable	Quick-Push <sup>1*</sup>	9	55.5	2.43	5,700	5,900
5.00	Foldable	Hydr. auto. <sup>1*</sup>	9	55.5	2.43	5,860	6,060
6.00	Foldable	Quick-Push <sup>1*</sup>	11	54.5	2.43	6,200	6,500
6.00	Foldable	Hydr. auto. <sup>1*</sup>	11	54.5	2.43	6,400	6,700
7.00	Foldable	Quick-Push <sup>1*</sup>	13	53.8	2.43	6,800	7,150
7.00	Foldable	Hydr. auto. <sup>1*</sup>	13	53.8	2.43	7,030	7,380

<sup>1\*</sup>Requires 3 double-acting oil outlets.

**IMPORTANT:** If a change of stated row spacing is wanted, please inform when placing an order.

## STANDARD EQUIPMENT

- Wheels: 560/45 R 22.5 - 152D.
- Hydr. support wheel 300x65/12 8 PLY, in front (not mounted on trailed Sub-Tiller with discs).
- Ball joint towing eye, cat. 4 / Ø51 mm, item no.. 7420006
- Hydr. depth control via the roller and support wheel.
- For Quick-push stone protection: 8 steps per bolt.
- Scraper between the rings.
- Points with 200 mm wing shares, mounted on 25 mm wide tine.



## EXTRA EQUIPMENT (CONTINUED)

Description	Weight, kg	Item Number
LED lights cpl. with wire and socket, mounted	-	64500-05
Points with 120 mm wing shares (Price reduction per tine)	-	645000043A
Points 120 mm with hard metal plate (Additional price per tine)	-	645000043TA
Points with 350 mm wing shares (Additional price per tine)	-	645000063A
Points 200 mm with hard metal plate (Additional price per tine)	-	645000044TA
Points with 200 mm wing shares, Longlife, with hard metal (Additional price per tine)	-	645000044HDA
Easy-Draft kit. 15 mm tine w/120 mm wear point w/hard metal plate. Max working depth: 300 mm. Quick-Push stone protection (Additional price per tine)	-	64509-12
Easy-Draft kit. 15 mm tine w/120 mm wear point w/hard metal plate. Max working depth: 300 mm. Quick-Push stone protection (Retrofitting per tine)	90	64509-16
Easy-Draft kit. 15 mm tine w/120 mm wear point w/hard metal plate. Max working depth: 300 mm. Hydraulic auto release (Additional price per tine)	-	64509-09
Easy-Draft kit. 15 mm tine w/120 mm wear point w/hard metal plate. Max working depth: 300 mm. Hydraulic auto release (Retrofitting per tine)	125	64509-17
120 mm wear point for Easy-Draft, with hard metal plate in center + wings (Additional price per tine)	-	645000056TA
200 mm wear point for Easy-Draft, with hard metal plate in center (Additional price per tine)	-	645000054A
200 mm wear point for Easy-Draft, with hard metal plate in center + wings (Additional price per tine)	-	645000054TA
Tine for retrofitting complete, Quick-Push stone protection, left	85	64509-10
Tine for retrofitting complete, Quick-Push stone protection, right + center	85	64509-11
Tine for retrofitting complete, Hydraulic stone protection, left	121	64509-18
Tine for retrofitting complete, Hydraulic stone protection, right + center	121	64509-19
Air brakes, <b>factory-mounted</b>	18	64509-34
Hydraulic brakes, 1-circuit, <b>factory-mounted</b>	7	64509-33
Hydraulic brakes, 2-circuit, <b>factory-mounted</b>	-	64509-39
Discs for 4.00 m. - with Ø470 mm discs in front of tine, turnable and protected from stones via rubber suspension, maintenance free bearings ( <b>not for retrofitting</b> )	180	64509-95
Discs for 5.00 m. - with Ø470 mm discs in front of tine, turnable and protected from stones via rubber suspension, maintenance free bearings ( <b>not for retrofitting</b> )	235	64509-96
Discs for 6.00 m. - with Ø470 mm discs in front of tine, turnable and protected from stones via rubber suspension, maintenance free bearings ( <b>not for retrofitting</b> )	285	64509-97
Discs for 7.00 m. - with Ø470 mm discs in front of tine, turnable and protected from stones via rubber suspension, maintenance free bearings ( <b>not for retrofitting</b> )	340	64509-98
Extra discs	52	64509-99



### RECOMMENDED FOR EXTREME CONDITIONS

Description	Weight, kg	Item Number
Tine reinforcement, hard metal 60x25x15 mm incl. factory fitting on new tine. Recommended when tilling > 350 mm. <b>Omittable for item numbers 645000044T / 645000043T.</b> (Additional price per tine)	-	645000085
Tine reinforcement, hard metal 60x15x15 mm incl. factory-mounting on new tine. <b>Only applied for Easy-Draft</b> (Additional price per tine)	-	645000083
Extra accumulation tank ( <b>Standard 4 pcs. included</b> ) Recommended in extreme conditions (stones and rocks) (Price per unit)	9	64509-06
Return circuit from release system. Recommended for difficult, rocky, extreme conditions. (Price per tine)	-	64509-54

# TILL SEEDING - SUB-TILLER



## RAPE EQUIPMENT - SUB-TILLER

Mounting set for Multi-Seeder, incl. mounting on a new Sub-Tiller.

One special dosing roll for rape/fertilizer is included in the price.

One of the following seeding methods is to be chosen as well as one of the Multi-Seeder models.

When sowing with disc coulters, a parallelogram-suspended Hatzenbichler disc coulters with double disc is used. The disc has a diameter of Ø350 and a thickness of 3 mm, while the pressure roller has a diameter of Ø330 and is either 75 or 50 mm wide.



Band seeding before the packer roller


Seeding with disc coulters with 75 mm wide depth/press wheel. 1 row placed in centre line of the tine, after packer roller.

Seeding with disc coulters (12 cm btw./coulters) with 75 mm wide depth/press wheel. Placed in 2 rows around centre line of the tine, after packer roller.

Work Width, m	Type	Description	No. of Tines	Item Number	Item Number	Item Number
<b>THREE-POINT MOUNTED</b>						
3.00	Rigid	Multi-Seeder without Auto-Controller	5	64507-12	64508-12	64510-12
3.00	Rigid	Multi-Seeder with Auto-Controller	1* 5	64507-13	64508-13	64510-13
3.50	Rigid	Multi-Seeder without Auto-Controller	7	64507-14	64508-14	64510-14
3.50	Rigid	Multi-Seeder with Auto-Controller	1* 7	64507-15	64508-15	64510-15
4.00	Rigid	Multi-Seeder without Auto-Controller	7	64507-16	64508-16	64510-16
4.00	Rigid	Multi-Seeder with Auto-Controller	1* 7	64507-17	64508-17	64510-17
4.00	Foldable	Multi-Seeder with Auto-Controller	1* 7	64507-19	64508-22	64510-19
5.00	Foldable	Multi-Seeder with Auto-Controller	1* 9	64507-21	64508-23	64510-21
<b>TRAILED</b>						
4.00	Foldable	Multi-Seeder with Auto-Controller	1* 7	64507-25	64508-27	64510-24
5.00	Foldable	Multi-Seeder with Auto-Controller	1* 9	64507-22	64508-24	64510-22
6.00	Foldable	Multi-Seeder with Auto-Controller	1* 11	64507-23	64508-25	64510-23
7.00	Foldable	Multi-Seeder with Auto-Controller	1* 13	64507-24	64508-26	-
3.00 - 4.00	Rigid	Platform w/steps. Recommended 2, when mounting fertilizer tank. (Price per unit)	-	64509-50	64509-50	64509-50
4.00 - 7.00	Foldable	Platform with steps	-	63099-50	63099-50	63099-50
50 mm narrow depth-press wheel, suitable for clay soil and sticky soil types (not suitable for lighter soil types).			2*	0516898	0516898	0516898

\*If multiple Multi-Seeders are mounted with Auto-Controller, up to 3 Multi-Seeders are operated from the same monitor in the cabin (not Front-Tank).

\*Same price but item number must be used.





## SLUG POISON EQUIPMENT - SUB-TILLER

Mounting set for Multi-Seeder, model TWIN or an extra Multi-Seeder, incl. mounting on a new Sub-Tiller.

One special dosing roll for slug poison is included in the price.

One of the following solutions is to be chosen as well as one of the Multi-Seeder models.



PLACEMENT OF SLUG POISON IN BANDS AFTER THE ROLLER OR DEPTH WHEEL.			
Work Width, m	Type	No. of Tines	Item Number
<b>THREE-POINT MOUNTED</b>			
3.00	Rigid	5	64509-62
3.50	Rigid	7	64509-66
4.00	Rigid	7	64509-70
4.00	Foldable	7	64509-74
5.00	Foldable	9	64509-78
<b>TRAILED</b>			
4.00	Foldable	7	64509-75
5.00	Foldable	9	64509-79
6.00	Foldable	11	64509-80
7.00	Foldable	13	64509-81

<sup>1</sup>If multiple Multi-Seeders are mounted with Auto-Controller, up to 3 Multi-Seeders are operated from the same monitor in the cabin (not Front-Tank).

## FERTILIZER EQUIPMENT - SUB-TILLER

Mounting set for Multi-Seeder and Front-Tank, incl. mounting on a new Sub-Tiller.

Please choose one of the following solutions alongside a Multi-Seeder model or Front-Tank.



Multi-Seeder



Front-Tank

FERTILIZER EQUIPMENT PLACES THE FERTILIZER JUST AFTER THE TINE FOR MIXING IN 2-10 CM				
Work Width, m	Type	Description	No. of Tines	Item Number
<b>THREE-POINT MOUNTED</b>				
3.00	Rigid	HE-VA Front-Tank	5	64506-05
3.00	Rigid	Multi-Seeder without Auto-Controller	<sup>2</sup>	64506-12
3.00	Rigid	Multi-Seeder with Auto-Controller	<sup>1/2</sup>	64506-13
3.50	Rigid	HE-VA Front-Tank	7	64506-06
3.50	Rigid	Multi-Seeder without Auto-Controller	<sup>2</sup>	64506-14
3.50	Rigid	Multi-Seeder with Auto-Controller	<sup>1/2</sup>	64506-15
4.00	Rigid	HE-VA Front-Tank	7	64506-07
4.00	Rigid	Multi-Seeder with Auto-Controller	<sup>1/2</sup>	64506-17
4.00	Foldable	HE-VA Front-Tank	7	64506-08
5.00	Foldable	HE-VA Front-Tank	9	64506-09
<b>TRAILED</b>				
4.00	Foldable	HE-VA Front-Tank	7	64506-19
4.00	Foldable	HE-VA Front-Tank mounted on Sub-Tiller	7	64506-39
4.00	Foldable	HE-VA Front-Tank mounted on Sub-Tiller with discs	7	64506-40
5.00	Foldable	HE-VA Front-Tank	9	64506-10
5.00	Foldable	HE-VA Front-Tank mounted on Sub-Tiller	9	64506-30
5.00	Foldable	HE-VA Front-Tank mounted on Sub-Tiller with discs	9	64506-41
6.00	Foldable	HE-VA Front-Tank	11	64506-11
6.00	Foldable	HE-VA Front-Tank mounted on Sub-Tiller	11	64506-33
6.00	Foldable	HE-VA Front-Tank mounted on Sub-Tiller with discs	11	64506-42
7.00	Foldable	HE-VA Front-Tank	13	64506-18
7.00	Foldable	HE-VA Front-Tank mounted on Sub-Tiller	13	64506-36
7.00	Foldable	HE-VA Front-Tank mounted on Sub-Tiller with discs	13	64506-43

<sup>1</sup>If multiple Multi-Seeders are mounted with Auto-Controller, up to 3 Multi-Seeders are operated from the same monitor in the cabin (not Front-Tank).

<sup>2</sup>The hydraulic fan is equipped with air distributor with 2 or 3 outlets and will also supply the Multi-Seeders with air.